

2024 CALENDAR

BUILDING COMMUNITY & WATERSHED
RESILIENCE TO WILDFIRE IN THE
YUBA COUNTY FOOTHILLS SINCE 1998



**YUBA WATERSHED
PROTECTION &
FIRESAFE COUNCIL**

Lower Yuba River, Browns Valley, North Complex Fire, Sept 8, 2020 Photo Credit: Cliff Andrews

 [yubafiresafe.org](https://www.yubafiresafe.org)

WILDFIRE MITIGATION REVIEW PROGRAM

Trained volunteers will provide a free on-site review of your home and property.
You'll receive recommendations for actions to improve the survivability of your home in case of wildfire.
Sign up: www.yubafiresafe.org/wildfire-mitigation-review-program

Common Issues

- Lack of reflective address sign
- Poor deck condition
- Flammable items stored under decks
- Inadequate propane tank clearance, including flammable privacy screens
- Defensible space needs improvement



What are residents saying about the program?

"We thought we were "**fire safe**" until Gary came to do the mitigation review and helped us to see that we still had some opportunities to make our home even **more** safe. This program has been extremely helpful to us and we appreciate all that we've learned."

"Made me aware of all the **potential exposure** I have to having an **ember** start a fire in and around my homes. It has allowed me to be better prepared in case of a fire in my area."

"We have become more aware of our landscape and the hazards it presents and the necessity of **landscape maintenance** beyond the house perimeter."

"This is a good first step in helping the residents in fire-prone areas **harden their homes**."



DECEMBER

SU	MO	TU	WE	TH	FR	SA
					1	2
3	4	5	6	7	8	9
10	11	12	13	14	15	16
17	18	19	20	21	22	23
24	25	26	27	28	29	30
31						

JANUARY 2024

FEBRUARY

SU	MO	TU	WE	TH	FR	SA
					1	2 3
4	5	6	7	8	9	0
11	12	13	14	15	16	17
18	19	20	21	22	23	24
25	26	27	28	29		

SUNDAY	MONDAY	TUESDAY	WEDNESDAY	THURSDAY	FRIDAY	SATURDAY
	1 NEW YEAR'S DAY	2	3	4	5	6
7	8	9	10	11 FULL MOON ☾	12	13
14	15 MARTIN LUTHER KING JR. DAY	16	17	18	19	20
21	22	23	24	25 NEW MOON ●	26	27
28	29	30	31			

HOME HARDENING

Use fire-resistant building materials and installation techniques to increase your home's resistance to radiant heat, direct flames, and flying embers.

Ways to Harden Your Home:

Vents

- Install 1/8" metal mesh on vents or install ember/ flame resistant vents
- Cover chimney and stovepipe outlets with non-combustible screen/ spark arrestors

Roof


- Clear debris and vegetation from roof, gutters, and within first five feet of home
- Install metal gutters, corrosion resistant gutter guards, and drip edge
- Fix any roofing that is loose, missing, or at the end of its life, and fill gaps between roof and sheathing
- Replace roofing and siding with non-combustible materials
- Box in eaves with ignition-resistant or non-combustible materials, and plug or caulk gaps around rafters

Windows & Doors

- Install weather stripping around and under the garage door
- Upgrade windows to dual pane tempered glass

Zone 0

- Upgrade last 5' of fencing closest to house with non-combustible materials
- Seal joints and cracks and replace dry rot in siding



Wildfire Home Retrofit Guide

The Wildfire Home Retrofit Guide, from University of Nevada, Reno Extension and Living With Fire, is an excellent guide that describes specific recommendations for how to retrofit existing components of a home to withstand wildfire. <https://extension.unr.edu/publication.aspx?PubID=3810>

JANUARY

SU	MO	TU	WE	TH	FR	SA
	1	2	3	4	5	6
7	8	9	10	11	12	13
14	15	16	17	18	19	20
21	22	23	24	25	26	27
28	29	30	31			

FEBRUARY 2024

MARCH

SU	MO	TU	WE	TH	FR	SA
					1	2
3	4	5	6	7	8	9
10	11	12	13	14	15	16
17	18	19	20	21	22	23
24	25	26	27	28	29	30
31						

SUNDAY	MONDAY	TUESDAY	WEDNESDAY	THURSDAY	FRIDAY	SATURDAY
				1	2 GROUNDHOG DAY	3
4	5	6	7	8	9 NEW MOON ●	10 LUNAR NEW YEAR
11	12	13	14 VALENTINE'S DAY	15	16	17
18	19 PRESIDENT'S DAY	20	21	22	23	24 FULL MOON ○
25	26	27	28	29		

DEFENSIBLE SPACE

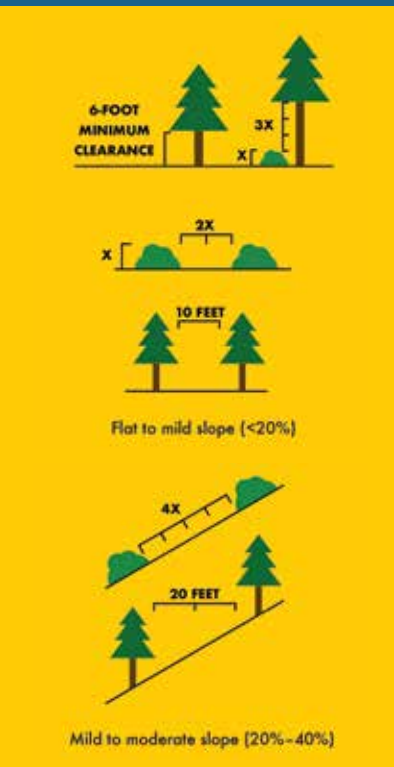
Defensible Space: The 100'+ buffer you create between your home and flammable vegetation and other fuels. Minimum distances between plants, structures, firewood, and other fuels vary based on the distance from the structure and the size of the fuel.

- **Zone 0: 0-5ft** – Ember-Resistant/Noncombustible Zone
- **Zone 1: 5-30ft** – Lean, Clean, and Green Zone
- **Zone 2: 30-100ft** – Reduced Fuel Zone

*see diagrams for recommended minimum plant spacing

**zone distances are larger on slopes or in areas with heavy shrub and tree cover

Zone 0 requirements also extend along the driveway evacuation route



Longtime US Forest Service fire researcher Jack Cohen has studied fire behavior and the various



ways home are vulnerable to wildfire. His videos on defensible space and why homes are lost to wildfires give homeowners valuable techniques for improving the chance of their home surviving wildfire.

https://www.youtube.com/watch?v=vL_syp1ZScM&t=680s

<https://www.youtube.com/watch?v=zx9-pZvKW2U>

FEBRUARY

SU	MO	TU	WE	TH	FR	SA
				1	2	3
4	5	6	7	8	9	0
11	12	13	14	15	16	17
18	19	20	21	22	23	24
25	26	27	28	29		

MARCH 2024

APRIL

SU	MO	TU	WE	TH	FR	SA
	1	2	3	4	5	6
7	8	9	10	11	12	13
14	15	16	17	18	19	20
21	22	23	24	25	26	27
28	29	30				

SUNDAY	MONDAY	TUESDAY	WEDNESDAY	THURSDAY	FRIDAY	SATURDAY
					1	2
3	4	5	6	7	8	9
10 NEW MOON ●	11 RAMADAN BEGINS	12	13	14	15	16
17 ST. PATRICK'S DAY	18	19 SPRING EQUINOX	20	21	22	23
24	25 FULL MOON ○ HOLI	26	27	28	29 GOOD FRIDAY	30
31 EASTER SUNDAY						

WILDFIRE EVACUATION CHECKLIST

Review this information now to prepare yourself for a quick and safe evacuation.

TO-GO BAG ESSENTIALS:

- ☐ Important documents (bank, IRS, trust, investment, insurance policy, birth certificates, medical records)
- ☐ ATM, credit and debit cards
- ☐ Medications
- ☐ Prescription glasses
- ☐ Driver's license
- ☐ Passport
- ☐ Computer backup files
- ☐ Inventory of home contents (consider making a video inventory now, prior to an emergency)
- ☐ Photographs of the exterior of the house and landscape
- ☐ Address book
- ☐ Cell phone charger
- ☐ Portable Radio
- ☐ Personal toiletries
- ☐ Enough clothing for 3-5 days
- ☐ Family heirlooms, photo albums and videos.

WHAT TO WEAR:

- ☐ Wear only cotton or wool clothes, including long pants, long-sleeved shirt or jacket, a hat, and boots.
- ☐ Carry gloves, an N95 mask or handkerchief to cover your face, water to drink, and goggles.
- ☐ Keep your cell phone, a flashlight, and portable radio with you at all times.
- ☐ Tune in to a local radio station and listen for instructions.

PREPARE FAMILY MEMBERS, PETS, AND LIVESTOCK:

- ☐ If possible, evacuate all family members not essential to preparing the house for wildfire.
- ☐ Plan several evacuation routes from your home.
- ☐ Designate a safe meeting place and contact person.
- ☐ Relay your plans to a contact person.
- ☐ Evacuate pets and livestock whenever possible and never turn the animals loose.
- ☐ Notify your local Humane Society or other organizations for assistance with animals if needed.
- ☐ Be aware of your emergency notification system such as reverse 911.

PREPARE VEHICLE:

- ☐ If you can lift your garage door manually, place vehicle in the garage pointing out with the keys in the ignition and disconnect the electric garage door opener. If not, park in your driveway facing out.
- ☐ Roll up the car windows.
- ☐ Close the garage door, but leave it unlocked.
- ☐ Place essential items in the car.
- ☐ If you do not drive, make other arrangements for transportation in advance.

Be prepared!

It will likely be dark, smoky, windy, and hot. There may be airborne burning embers, no power or telephone, and poor water pressure. Remember, nothing you own is worth your life! **Please evacuate immediately when asked.**

INSIDE THE HOME:

- ☐ Close all interior doors.
- ☐ Leave a light on in each room.
- ☐ Remove lightweight, non-fire-resistant curtains and other combustible materials from around windows.
- ☐ Close fire-resistant drapes, shutters, and blinds.
- ☐ Turn off all pilot lights.
- ☐ Move over-stuffed furniture, such as couches and easy chairs, to the center of the room.
- ☐ Close fireplace damper.
- ☐ Close or block off any doggie-doors.

OUTSIDE THE HOME:

- ☐ Place combustible patio furniture in the house or garage.
- ☐ Shut off propane at the tank or natural gas at the meter.
- ☐ Close all exterior vents, doors, and windows.
- ☐ Prop a non-combustible ladder against the house to provide firefighters with easy access to the roof.
- ☐ Make sure that all garden hoses are connected to faucets and attach nozzles set on "spray".
- ☐ Leave exterior doors and gates unlocked.
- ☐ Turn on outside lights.
- ☐ If available and if there's time, cover windows, attic openings, and vents with plywood that is at least one-half inch thick.
- ☐ Fill trash cans and buckets with water and place where firefighters can find them.



Code Red: Sign up for Code Red in Yuba County or the emergency notification service used by the county you're visiting, so authorities can alert you to wildfires and evacuation warnings. You can visit BePreparedYuba.org before and during emergencies for information.



Evacuation Zones and Maps: Know your zone where you live or play: community.zonehaven.com, and carry a paper map to highlight evacuation routes without cell service.



Evacuation Tags: If you have time when evacuating from home, place the tag in a highly visible location such as a mailbox, address sign, door, fence, or gate. This will help first responders save time and save lives in an emergency. Tag locations are documented and removed quickly to keep evacuation zones and your property safe.

"Adapted from Wildfire Evacuation Checklist, publication #FS-06-07, with permission from University of Nevada, Reno Extension and the Living With Fire Program."

MARCH

SU	MO	TU	WE	TH	FR	SA
					1	2
3	4	5	6	7	8	9
10	11	12	13	14	15	16
17	18	19	20	21	22	23
24	25	26	27	28	29	30
31						

APRIL 2024

MAY

SU	MO	TU	WE	TH	FR	SA
			1	2	3	4
5	6	7	8	9	10	11
12	13	14	15	16	17	18
19	20	21	22	23	24	25
26	27	28	29	30	31	

SUNDAY	MONDAY	TUESDAY	WEDNESDAY	THURSDAY	FRIDAY	SATURDAY
	1 APRIL FOOL'S DAY	2	3	4	5	6
7	8 NEW MOON ●	9 EID AL-FITR	10	11	12	13
14	15 TAX DAY	16	17	18	19	20
21	22 EARTH DAY PASSOVER BEGINS AT SUNSET	23 FULL MOON ○	24	25	26	27
28	29	30				

NATIONAL WILDFIRE PREPAREDNESS MONTH

Work with your neighbors to become a Recognized Firewise Community



The Firewise USA program promotes steps to better protect your residence and your property and create defensible space to help reduce wildfire risk and minimize the danger to you, your family, and your community.

Firewise Communities may be eligible for insurance discounts or grant programs to support their fire safe work.

How does our Neighborhood become a Firewise USA® Site?

Organize It

- Form a small committee or team of neighbors who will spearhead the effort.
- Identify a leader to be the main point of contact.

Plan It

- Create a Wildfire Risk Assessment of your area followed by an Action Plan of possible risk reduction projects.
- Inform and educate your neighborhood group on the Firewise USA program, its benefits to everyone, and the proposed Action Plan.

Do It

- As a community, work on the items in your Action Plan to reduce wildfire threat. One volunteer hour of effort per household within the Firewise Community, completed by the homeowner or the community, must be contributed each year.
- Report your neighborhood's efforts back to the Firewise USA Program

**Yuba Watershed Protection and Fire Safe Council
and a Firewise USA® representative will help you
as needed during the process.**

**To get started, contact our YWPFSC Firewise Coordinator:
Sandie Marotti-Huckins | programs@yubafiresafe.org
www.yubafiresafe.org | 530-645-2236**



APRIL

SU	MO	TU	WE	TH	FR	SA
	1	2	3	4	5	6
7	8	9	10	11	12	13
14	15	16	17	18	19	20
21	22	23	24	25	26	27
28	29	30				

MAY 2024

JUNE

SU	MO	TU	WE	TH	FR	SA
						1
2	3	4	5	6	7	8
9	10	11	12	13	14	15
16	17	18	19	20	21	22
23	24	25	26	27	28	29
30						

SUNDAY	MONDAY	TUESDAY	WEDNESDAY	THURSDAY	FRIDAY	SATURDAY
			1	2	3	4 WILDFIRE COMMUNITY PREPAREDNESS DAY
5	6	7 NEW MOON ●	8	9	10	11
12 MOTHER'S DAY	13	14	15	16	17	18
19	20	21	22	23 FULL MOON ○	24	25
26	27 MEMORIAL DAY	28	29	30	31	

FIRE SMART ACTIVITIES FOR KIDS



Pack a Go Bag

- Put together your Go Bag, or emergency supply kit, long before a wildfire or other disaster occurs. Keep it easily accessible so you can take it with you when you have to evacuate.



Check In On Neighbors

- Help elderly and disabled neighbors prepare an evacuation plan or reduce fuels around their home. Create a buddy system to support each other in case of emergency.



Make a Wildfire Action Plan

- Visit www.readyforwildfire.org/prepare-for-wildfire/get-set/wildfire-action-plan for a template.



Activities

- www.smokeybear.com/en/smokey-for-kids/design-a-coloring-book
- www.growthcounselingservices.com/wildfire-safety-ebook/
- Sparky.org

Yuba Youth Take Action

- Yuba Fire Safe has funding to support Yuba foothill youth groups in designing and implementing community wildfire mitigation projects.

Visit nfpa.org/take-action for project ideas, and contact us for more information: info@yubafiresafe.org



MAY

SU	MO	TU	WE	TH	FR	SA
			1	2	3	4
5	6	7	8	9	10	11
12	13	14	15	16	17	18
19	20	21	22	23	24	25
26	27	28	29	30	31	

JUNE 2024

JULY

SU	MO	TU	WE	TH	FR	SA
	1	2	3	4	5	6
7	8	9	10	11	12	13
14	15	16	17	18	19	20
21	22	23	24	25	26	27
28	29	30	31			

SUNDAY	MONDAY	TUESDAY	WEDNESDAY	THURSDAY	FRIDAY	SATURDAY
						1
2	3	4	5	6 NEW MOON ●	7	8
9	10	11	12	13	14	15
16 FATHER'S DAY	17 EID AL-ADHA	18	19 JUNETEENTH	20 SUMMER SOLSTICE	21 FLAG DAY FULL MOON ○	22
23	24	25	26	27	28	29
30						

VOLUNTEER OPPORTUNITIES

YWPFS has many opportunities to support community wildfire preparedness. Check out one or all of these opportunities at www.yubafiresafe.org.



Become a Wildfire Mitigation Advisor

Receive training on home hardening and defensible space, and share that knowledge to help residents improve the wildfire resilience of their homes.



Volunteer at the Oregon Peak Lookout

Restored, maintained, and staffed by community members through the Volunteers in Prevention (VIP) Program, Oregon Peak is the only staffed lookout tower in Yuba County. For more information about the value of fire lookout towers visit: www.firelookout.org Learn how to join our team: www.yubafiresafe.org/lookout-volunteers



Host a Community Workday

We have a brand new tool trailer to support community work days. Host one in your neighborhood. Have a big truck? Volunteer to haul the trailer to work sites and manage tool checkouts.



Make and distribute reflective address signs

Reflective address signs protect lives and property in emergencies.

Feeling crafty? Help us make custom signs or deliver to pickup locations.



Become a Volunteer Firefighter

Contact your local volunteer fire department for volunteer and training opportunities. See the last page of this calendar for contact information.



Join the Outreach and Education Committee

Connect with the community by working on outreach and education projects with our team of volunteers.

Table at Community Outreach Events

Join our team at fun community events to spread the word about wildfire safety.



Get Involved:

info@yubafiresafe.org
| 530-645-2236

JUNE

SU	MO	TU	WE	TH	FR	SA
						1
2	3	4	5	6	7	8
9	10	11	12	13	14	15
16	17	18	19	20	21	22
23	24	25	26	27	28	29
30						

JULY 2024

AUGUST

SU	MO	TU	WE	TH	FR	SA
				1	2	3
4	5	6	7	8	9	0
11	12	13	14	15	16	17
18	19	20	21	22	23	24
25	26	27	28	29	30	31

SUNDAY	MONDAY	TUESDAY	WEDNESDAY	THURSDAY	FRIDAY	SATURDAY
	1	2	3	4 INDEPENDENCE DAY	5 NEW MOON ●	6
7	8	9	10	11	12	13
14	15	16	17	18	19	20
21 FULL MOON ○	22	23	24	25	26	27
28	29	30	31			



FOREST HEALTH AND WATERSHED RESILIENCE PROGRAM



Yuba Water Agency's core mission areas rely heavily on the condition of the upper Yuba River watershed.

Through innovative partnerships and creative funding mechanisms, Yuba Water and its partners are working at an unprecedented scale to collaboratively plan, analyze, finance and implement forest restoration across the watershed.

An initial investment of \$10.8 million from Yuba Water has leveraged more than \$172 million in state and federal funds to reduce the risk of catastrophic wildfire in the region, protecting our communities, natural landscapes and water supply.

14

projects planned
or underway

6,100

acres treated

19

partners

Learn more at yubawater.org

JULY

SU	MO	TU	WE	TH	FR	SA
	1	2	3	4	5	6
7	8	9	10	11	12	13
14	15	16	17	18	19	20
21	22	23	24	25	26	27
28	29	30	31			

AUGUST 2024

SEPTEMBER

SU	MO	TU	WE	TH	FR	SA
1	2	3	4	5	6	7
8	9	10	11	12	13	14
15	16	17	18	19	20	21
22	23	24	25	26	27	28
29	30					

SUNDAY	MONDAY	TUESDAY	WEDNESDAY	THURSDAY	FRIDAY	SATURDAY
				1	2	3
4 NEW MOON ●	5	6	7	8	9	10
11	12	13	14	15	16	17
18	19 FULL MOON ○	20	21	22	23	24
25	26	27	28	29	30	31

YUBA COUNTY RESOURCE CONSERVATION DISTRICT

Resource Conservation Districts (RCDs) are “special districts” of the state of California, set up under California law to be locally governed agencies. RCDs assist landowners, land managers, and communities by implementing projects on public and private lands within their district that conserve natural resources and educate landowners and the public about resource conservation.



Yuba County RCD (YCRCD)'s present mission is to work with Yuba County landowners and communities to address local resource conservation concerns, including increasing farm, range, and forest sustainability, habitat improvement, and assisting landowners and land managers with wildfire hazard mitigation.

Yuba County Resource Conservation District helps local farmers and ranchers with the CalRecycle Program

For the past several years the Yuba County RCD has partnered with the Sutter County RCD to clean up illegal dumping of trash on farm and ranch land. Through the CalRecycle program, the two counties help remove upwards of 100 tons of illegally disposed trash and debris annually. The adjacent photos show some examples from the southern part of Yuba County that have had both illegally disposed trash cleaned up and gates installed.

The Yuba County RCD is looking to expand its project list in the near future to include fuel reduction outside of the 100-ft defensible area and forest management planning for small-acre landowners in the Yuba County Foothills. Please reach out if you or someone you know would be interested in one of these programs.

For more information about YCRCD and opportunities for engaging in local resource conservation, check out the YCRCD website at www.yubarcd.org or contact DJ Baker at dbaker.ycrd.info@gmail.com



DEBBIE ASELTINE NEILSON



Before and After

AUGUST

SU	MO	TU	WE	TH	FR	SA
				1	2	3
4	5	6	7	8	9	0
11	12	13	14	15	16	17
18	19	20	21	22	23	24
25	26	27	28	29	30	31

SEPTEMBER 2024

OCTOBER

SU	MO	TU	WE	TH	FR	SA
		1	2	3	4	5
6	7	8	9	10	11	12
13	14	15	16	17	18	19
20	21	22	23	24	25	26
27	28	29	30	31		

SUNDAY	MONDAY	TUESDAY	WEDNESDAY	THURSDAY	FRIDAY	SATURDAY
1	2 NEW MOON ● LABOR DAY	3	4	5	6	7
8	9	10	11	12	13	14
15	16	17 FULL MOON ○	18	19	20	21
22 AUTUMN EQUINOX	23	24	25	26	27	28
29	30					

THANK YOU FIREFIGHTERS!



CAMPTONVILLE VOLUNTEER FIRE DEPARTMENT



SMARTVILLE FIRE PROTECTION DISTRICT



DOBBINS-OREGON HOUSE VOLUNTEER FIRE DEPARTMENT



LOMA RICA/BROWNS VALLEY CSD IN COOPERATION WITH CALFIRE



FOOTHILL VOLUNTEER FIRE DEPARTMENT

SEPTEMBER

SU	MO	TU	WE	TH	FR	SA
1	2	3	4	5	6	7
8	9	10	11	12	13	14
15	16	17	18	19	20	21
22	23	24	25	26	27	28
29	30					

OCTOBER 2024

NOVEMBER

SU	MO	TU	WE	TH	FR	SA
					1	2
3	4	5	6	7	8	9
10	11	12	13	14	15	16
17	18	19	20	21	22	23
24	25	26	27	28	29	30

SUNDAY	MONDAY	TUESDAY	WEDNESDAY	THURSDAY	FRIDAY	SATURDAY
		1	2 NEW MOON ●	3	4	5
6	7	8	9	10	11	12
13	14 COLUMBUS DAY INDIGENOUS PEOPLE'S DAY	15	16	17 FULL MOON ○	18	19
20	21	22	23	24	25	26
27	28	29	30	31 HALLOWEEN		

RESIDENTIAL PILE BURNING

Pile burning is an affordable and effective way to dispose of brush and woody vegetation around the home. Understanding local permit requirements is important to conducting safe and legal pile burns. This factsheet provides guidance for landowners conducting residential pile burns located in State Responsibility Area (SRA) throughout Yuba County and in Feather River Air Quality Management District (FRAQMD) Zone 4. This factsheet does not apply to areas outside of the SRA or to other types of burning. If you are located outside an SRA or have questions about other types of burning, contact your local fire department and the FRAQMD.

LANDSCAPE DEBRIS BURNING

Proper debris burning prevents wildfire

HOW



DON'T BURN UNLESS WEATHER CONDITIONS (PARTICULARLY WIND) ARE SUCH THAT BURNING CAN BE CONSIDERED SAFE.



KEEP A WATER SUPPLY AND SHOVEL CLOSE TO THE BURNING SITE.



A RESPONSIBLE ADULT IS REQUIRED BY LAW TO BE IN ATTENDANCE UNTIL THE FIRE IS OUT.



LANDSCAPE DEBRIS PILES MUST BE IN SMALL 4 FT BY 4 FT PILES.

10 FT

CLEAR ALL FLAMMABLE MATERIAL AND VEGETATION WITHIN 10 FT OF THE OUTER EDGE OF PILE.

COVER BURN PILES TO KEEP THEM DRY THROUGH THE WINTER. DRY PILES ARE EASIER TO LIGHT, BURN FASTER AND CLEANER, AND EMIT FEWER HARMFUL POLLUTANTS INTO THE AIR

WHAT



NO HOUSEHOLD TRASH OR GARBAGE CAN BE BURNED OUTDOORS AT RESIDENCES.

DRY, NATURAL VEGETATION GROWN ON THE PROPERTY CAN STILL BE BURNED OUTDOORS IN OPEN PILES, UNLESS PROHIBITED BY LOCAL ORDINANCES.



WHEN



DON'T BURN IF IT IS WINDY AND THE SURROUNDING VEGETATION IS VERY DRY.



ONLY BURN VEGETATION THAT WILL NOT CREATE EXCESS SMOKE AND ODORS. TO PREVENT YOUR MATERIAL FROM GETTING WET, COVER IT WITH A TARP. IF YOUR PILE IS WET, LET IT DRY FOR A FEW DAYS. BURNING DRY MATERIAL TAKES LESS EFFORT, CREATES LESS SMOKE, AND CAUSES FEWER COMPLAINTS.

PERMITS BURNING CAN ONLY BE DONE AFTER OBTAINING REQUIRED PERMITS FOR PERMISSIBLE BURN DAYS. CHECK BURN DAYS BY CONTACTING YOUR LOCAL AIR DISTRICT

RESIDENTIAL BURN INFORMATION: CALL 530-741-6299 AFTER 9:00 AM TO VERIFY BURN DAY STATUS ON MONDAY'S WEDNESDAYS AND SATURDAYS.

Residential Pile Burn Checklist: Yuba County

Check CAL FIRE Permit Requirements

Step 1: Check CAL FIRE Burn Season Status to determine whether a permit is required: <https://burnpermit.fire.ca.gov/current-burn-status> (search for Nevada-Yuba-Placer Unit).

Step 2: Apply for CAL FIRE Residential Burn Permit (if required) at your local CAL FIRE Kiosk or online: <https://burnpermit.fire.ca.gov/>
CAL FIRE Permits are only valid for the calendar year in which they are issued and must be reapplied for annually on or after May 1st.

Check Feather River AQMD Permit Requirements

Step 3: FRAQMD permits may be required for residential pile burning.
For all other types of open burning, burn permits are required.
Call (530) 701-7462 for details.

Verify that it is a Permissible Burn Day (must check daily)

Step 4: Check FRAQMD Burn Day Status: <https://www.fraqmd.org/burn-day-status> or (530) 741-6299.



Residential burn piles must be made from a "normal accumulation of dried vegetation" from properties with a single or two-family residence. When CAL FIRE permits are required, residential burn piles must be less than 4' by 4' in size.

OCTOBER

SU	MO	TU	WE	TH	FR	SA
		1	2	3	4	5
6	7	8	9	10	11	12
13	14	15	16	17	18	19
20	21	22	23	24	25	26
27	28	29	30	31		

NOVEMBER 2024

DECEMBER

SU	MO	TU	WE	TH	FR	SA
1	2	3	4	5	6	7
8	9	10	11	12	13	14
15	16	17	18	19	20	21
22	23	24	25	26	27	28
29	30	31				

SUNDAY	MONDAY	TUESDAY	WEDNESDAY	THURSDAY	FRIDAY	SATURDAY
					1 NEW MOON ●	2
3	4	5 ELECTION DAY	6	7	8	9
10	11 VETERANS DAY	12	13	14	15 FULL MOON ○	16
17	18	19	20	21	22	23
24	25	26	27	28 THANKSGIVING DAY	29	30 NEW MOON ●

FIRE SAFE GIFTING

Holiday Gift Ideas

Emergency Go-Kit:

- ✓ Emergency radio with alerts
- ✓ Pre-made emergency kit
- ✓ Printed local map
- ✓ Subscription to cloud data storage
- ✓ First aid kit
- ✓ Headlamp
- ✓ Cell phone battery backup
- ✓ HEPA or MERV 13 filter & N95 masks for smoky days
- ✓ Vehicle Fire Extinguisher
- ✓ Tow Chain Covers
- ✓ Fire resistant plants
- ✓ Fire resistant document bag or safe

Tools for defensible space maintenance:

- ✓ Loppers
- ✓ Chainsaws
- ✓ Leaf bags
- ✓ Leaf blower
- ✓ Leather gloves
- ✓ Rake

Gifts of Time:

- ✓ 10U to create defensible space
- ✓ 3 hours of weedwacking
- ✓ YWPFSC Coupon Book



NOVEMBER

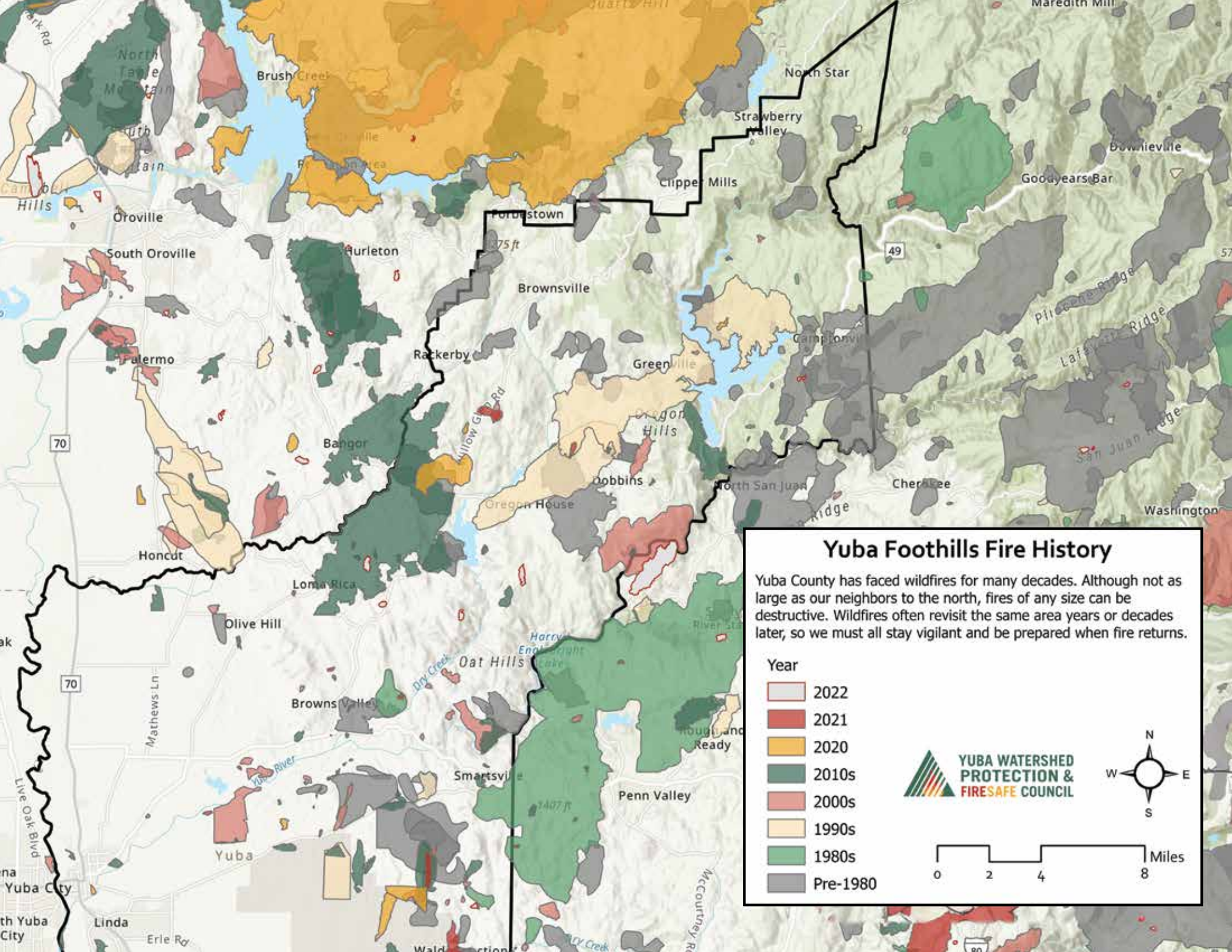
SU	MO	TU	WE	TH	FR	SA
					1	2
3	4	5	6	7	8	9
10	11	12	13	14	15	16
17	18	19	20	21	22	23
24	25	26	27	28	29	30

DECEMBER 2024

JANUARY

SU	MO	TU	WE	TH	FR	SA
			1	2	3	4
5	6	7	8	9	10	11
12	13	14	15	16	17	18
19	20	21	22	23	24	25
26	27	28	29	30	31	

SUNDAY	MONDAY	TUESDAY	WEDNESDAY	THURSDAY	FRIDAY	SATURDAY
1	2	3	4	5	6	7
8	9	10	11	12	13	14
15 FULL MOON ○	16	17	18	19	20	21
22	23	24	25	26	27	28
29	30 NEW MOON ●	31	CHRISTMAS DAY	HANUKKAH BEGINS AT SUNSET KWANZAA (FIRST DAY)		
		NEW YEAR'S EVE				

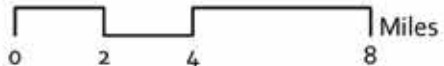


Yuba Foothills Fire History

Yuba County has faced wildfires for many decades. Although not as large as our neighbors to the north, fires of any size can be destructive. Wildfires often revisit the same area years or decades later, so we must all stay vigilant and be prepared when fire returns.

Year

- 2022
- 2021
- 2020
- 2010s
- 2000s
- 1990s
- 1980s
- Pre-1980



FOR ANY EMERGENCY: CALL 911

RURAL FIRE DEPARTMENTS

**Camptonville Volunteer
Fire Department**
15410 Mill Street
Camptonville, CA 95922
(530) 288-0207

**Dobbins - Oregon House
Fire Protection District**
9162 Marysville Rd
Oregon House, CA 95962
(530) 692-2255
www.dohfd.com

Foothill Fire Protection District
16796 Willow Glen Rd
Brownsville, CA 95919
(530) 675-0633
www.foothillfirepro.com

**Loma Rica - Browns Valley
Fire Department**
11485 Loma Rica Rd
Loma Rica, CA 95901
(530) 741-0755
lrbvfire.org

Smartsville Fire Protection District
8459 Blue Gravel Rd
Smartsville, CA 95977
(530) 639-0405

**CAL FIRE Nevada-Yuba-Placer
Unit - Dobbins**
9946 Marysville Rd.
Dobbins, CA 95935
(530) 692-1616

**CAL FIRE Nevada-Yuba-Placer
Unit - Loma Rica**
11485 Loma Rica Rd
Marysville, CA 95901
(530) 743-4477

**CAL FIRE Nevada-Yuba-Placer
Unit - Smartsville**
8839 Hwy 20
Smartsville, CA 95977
(530) 639-0405

CAL FIRE Unit Headquarters-Auburn
(530) 889-0111

**US Forest Service -Tahoe NF
Yuba River Ranger District**
15924 Hwy 49, Camptonville, CA 95922
(530) 288-3231

**US Forest Service - Tahoe NF
Supervisor's Office**
631 Coyote St.
Nevada City, CA 95959
(530) 265-4531

**US Forest Service - Plumas NF
Feather River Ranger District**
875 Mitchell Ave
Oroville, CA 95965
(530) 534-6500

**Feather River Air Quality
Management District**
www.fraqmd.org
Residential Burn Status: 530-741-6299
Agricultural Burn Status: 530-634-7659 ext. 201
Complaints: complaints@fraqmd.org

Yuba County Fire Prevention Officer
(530) 749-7522

Yuba County Sheriff
(530) 749-7777

Yuba County OES
(530) 749-7520
www.bepreparedyuba.org



Yuba County Public Works
(530) 749-5420

Yuba County Assessor
(530) 749-7820

**Yuba Watershed Protection
& Fire Safe Council**
(530) 645-2236
info@yubafiresafe.org
www.yubafiresafe.org





**YUBA WATERSHED
PROTECTION &
FIRESAFE COUNCIL**